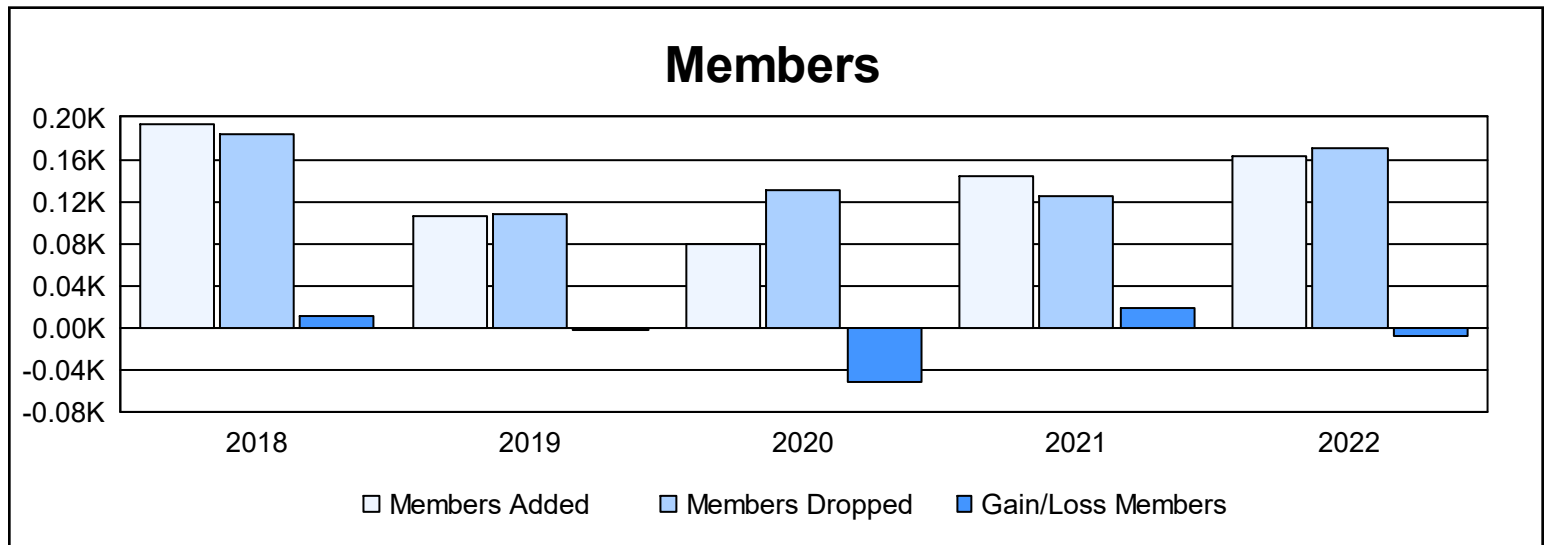
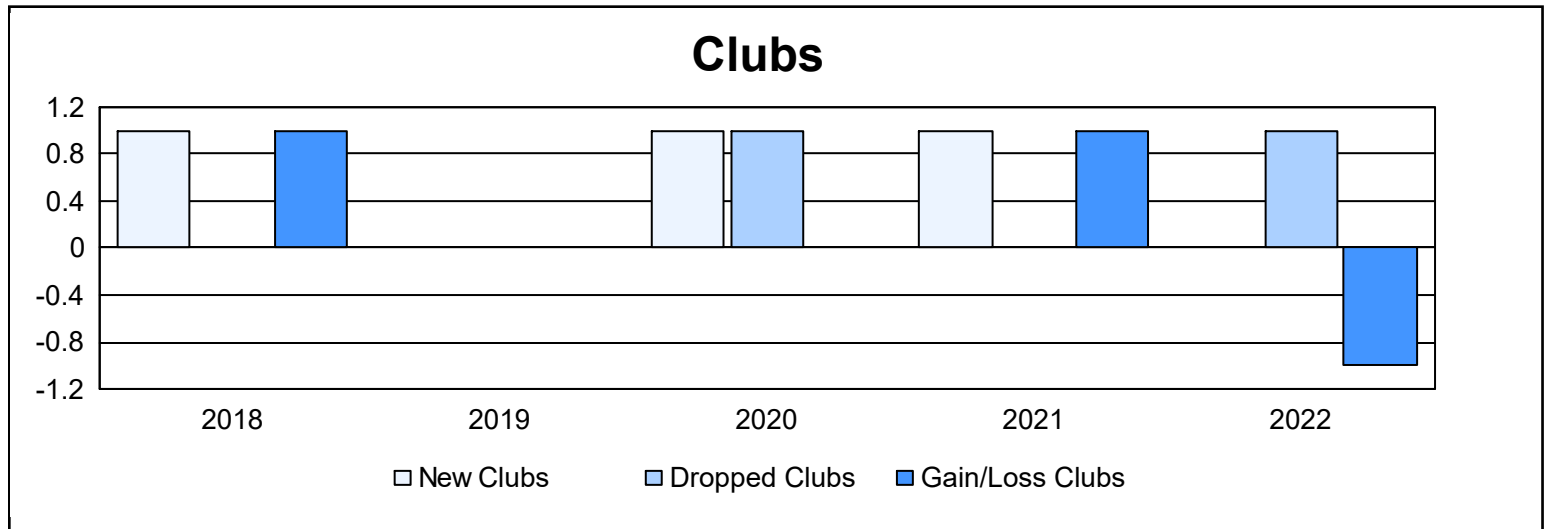
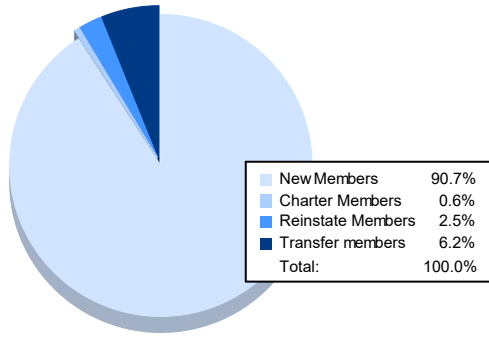


Year	New Clubs	Dropped Clubs	Gain/ Loss Clubs	New Members	Charter Members	Reinstate Members	Transfer Members	Total Member Added	Total Members Dropped	Gain/ Loss Members
2017-2018	1	0	1	144	34	8	7	193	183	10
2018-2019	0	0	0	99	0	3	3	105	107	-2
2019-2020	1	1	0	44	26	2	8	80	131	-51
2020-2021	1	0	1	116	21	5	2	144	125	19
2021-2022	0	1	-1	147	1	4	10	162	171	-9
<b>Average</b>	<b>1</b>	<b>0</b>	<b>0</b>	<b>110</b>	<b>16</b>	<b>4</b>	<b>6</b>	<b>137</b>	<b>143</b>	<b>-7</b>



### Membership Composition June 2022 Cumulative



### Gender Composition June 2022 Cumulative

